

Welcome to Year 3



St Saviour's CofE Junior School

Working Hard And Caring For Each Other

Our Christian values

Thankfulness, Compassion, Forgiveness,
Courage, Perseverance and Community

3B

Mr Bealing

3W

Miss Wilson

3R

Mrs Rayner

Teaching assistants

Mrs Richardson

Mrs McCartney

Mrs Raisbeck

Other staff

Mrs Tyler Set teacher

Mrs Richardson PSHE

Miss Hayes-Spanish

Mr Bailey-PE

3B

3W

3R

3T

Mr Bealing

Miss Wilson

Mrs Rayner

Mrs Tyler

Mixed ability sets

Outline of the year

Autumn 2022	Spring 2023	Summer 2023
Reading <ul style="list-style-type: none"> Fantastic Mr Fox Ug Stone Age Boy Word meanings Retrieve Infer Ask questions (Discuss) 	<ul style="list-style-type: none"> Iron Man Poems: The Magic Box, 'Silly Poems' 'A-Z The best children's poetry' Word meanings Retrieve Infer Organisational features (Choice) Summarise Begin to recognise & explore different forms of poetry 	<ul style="list-style-type: none"> Bring Your Pet to School Day The Boy Who Grew Dragons Word meanings Retrieve Infer Word choice Predict Discuss Dictionaries
Writing Recap from Year 2 = blue Introduce = green Revisit = orange		
<ul style="list-style-type: none"> Inform – Character Profile Inform – Biography Entertain – Setting Description Entertain – Story Middle 	<ul style="list-style-type: none"> Inform – Instructions Inform – Non-Chronological Report Entertain – Poetry Entertain – Diary Entry 	<ul style="list-style-type: none"> Persuade – Persuasive Advert Persuade – Persuasive Letter Entertain – Character Description Entertain – Story Ending
Maths (White Rose) <ul style="list-style-type: none"> Place value Addition and subtraction Multiplication and division Revisiting 	<ul style="list-style-type: none"> Multiplication and division Length and perimeter Fractions Mass and capacity 	<ul style="list-style-type: none"> Fractions Money Time Shape Statistics
Science (CUSP) <ul style="list-style-type: none"> Animals, including humans Light 	<ul style="list-style-type: none"> Forces and magnets Rocks 	<ul style="list-style-type: none"> Plants Revisit Animals, including humans
Art and Design (CUSP) <ul style="list-style-type: none"> Drawing and painting Block A Printmaking Block B 	<ul style="list-style-type: none"> Textiles and collage Block C 3D Block D 	<ul style="list-style-type: none"> Painting Block E Creative Response Block F
Computing (I Compute) <ul style="list-style-type: none"> I Network I Data 	<ul style="list-style-type: none"> I Program I Simulate 	<ul style="list-style-type: none"> I Connect I Safe
Design and Technology (CUSP) <ul style="list-style-type: none"> Textiles Block A Food and Nutrition Block B 	<ul style="list-style-type: none"> Mechanisms Block C Food and Nutrition Block D 	<ul style="list-style-type: none"> Systems Block E Structures Block F
Geography (CUSP) <ul style="list-style-type: none"> Fieldwork – human and physical features 	<ul style="list-style-type: none"> UK Study 	<ul style="list-style-type: none"> OS map skills and fieldwork
History (CUSP) <ul style="list-style-type: none"> Stone Age – Iron Age 	<ul style="list-style-type: none"> Stone Age – Iron Age Rome and the impact on Britain 	<ul style="list-style-type: none"> Rome and the impact on Britain
Music (Penny) <ul style="list-style-type: none"> Sing and Play – Glockenspiel Sing and perform - Nativity 	<ul style="list-style-type: none"> Listen and Sing – rhythm and rap Listen and Appraise – Around the world 	<ul style="list-style-type: none"> Sing and play – handbells Appraise and compose – Henry Mancini
MFL (Language Angels - Spanish) <ul style="list-style-type: none"> I'm learning Spanish – basic greetings Numbers, colours, Christmas 	<ul style="list-style-type: none"> Animals Musical instruments 	<ul style="list-style-type: none"> Verbs focus – I can.... The very hungry caterpillar
PE (PE Passport) <ul style="list-style-type: none"> Sports hall Athletics OAA Health Related Fitness Basketball 	<ul style="list-style-type: none"> Tennis Gymnastics – Linking Movements Handball Dance - Romans 	<ul style="list-style-type: none"> Sports Day activities Netball Hockey Rounders
PSHE (Jigsaw) <ul style="list-style-type: none"> Being Me in my World Celebrating Difference 	<ul style="list-style-type: none"> Dreams and Goals Healthy Me 	<ul style="list-style-type: none"> Relationships Changing Me
RE (Understanding Christianity) <ul style="list-style-type: none"> Christianity – People of God Sikhism – What is important to Sikh people? 	<ul style="list-style-type: none"> Christianity – Incarnation Christianity - Salvation 	<ul style="list-style-type: none"> Christianity – Kingdom of God Sikhism – How do Sikh people worship and celebrate?

Weekly timetable

	8.30 – Reading in classroom 8.50 reg 8.55 – 10.10 Maths	10.10 – 10.25 Assembly 10.25 – 10.40 play	10.40 – 12.05	12.05 – 1.05	1.05 – 3.20		Cusp hours
M o n	Maths	Assembly and play	English	Lunch	1.05 – 2.05 CUSP 1 hr /	RE 75mins	1 hr
T u e s				1.05 – 1.20 Reading / Vocab pre-teach	1.20 -3.20 CUSP science		1hr 45mins
W e d				1.05-1.20 Vocab pre-teach / handwriting / reading	1.20-3.20 CUSP 2hours		2hrs
T h u r s		Every other Thursday			1.05-1.50 PE	1.50-2.35 Spanish	2.35-3.20 PPA PHSE
F r i					1.05-1.50 PE	1.50-2.35 ICT Carousel	2.35-3.20 Music

PE

Thursday and Friday

Come to school in PE kits

Earrings- need to be taken out or covered

Hair- tied back

Reading

We use a system called AR.




The children are first assessed.

Then they get a ZPD - zone of proximal development


For example $2.2 - 3.2$

Children choose books from within their personal range.

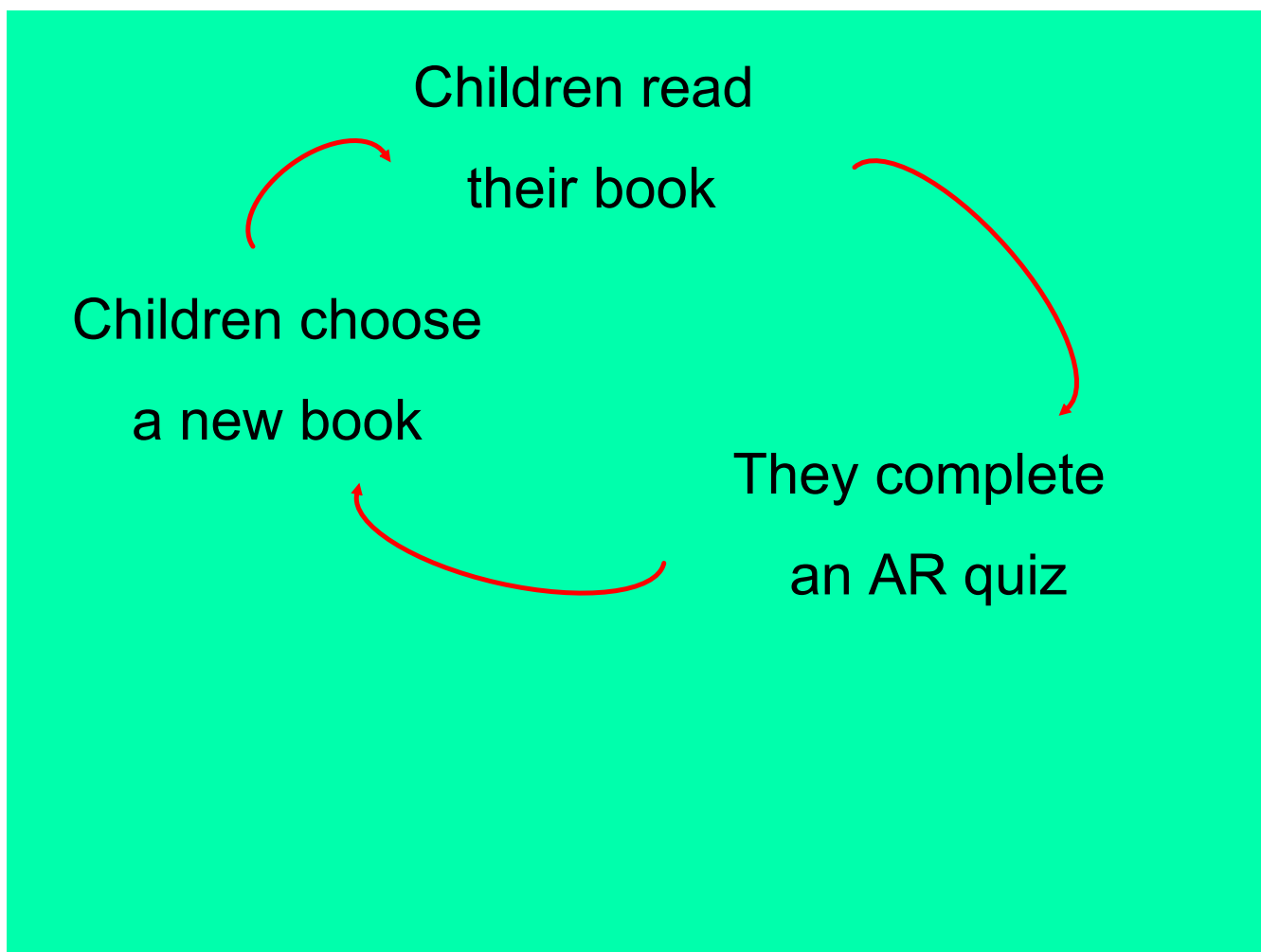
Children read
their book



Children read
their book



They complete
an AR quiz



What we would like from you...

What we would like from you...

Read at least 3 times a week and sign your child's reading diary

What we would like from you...

Read at least 3 times a week and sign your child's reading diary

Help your child to learn their multiplication tables- 2 5 10 3 4 6 8

What we would like from you...

Read at least 3 times a week and sign your child's reading diary

Help your child to learn their multiplication tables- 2 5 10 3 4 6 8

Help your child to tell the time


Homework



Children will start in a few weeks

Home Learning Projects

DT
**Plan a healthy meal. You can
make a menu card or draw a
picture.**



SCIENCE
**Can you make your own
skeleton that has moving
joints?**



Communication via Newsletter

It is important to...

Be on time

It is important to...

Be on time

Tell us of any changes at home

It is important to...

Be on time

Tell us of any changes at home

Talk to us if there is anything worrying your child

If you need to speak to someone...

1st- your child's teacher

2nd- Mr Bealing

Also available

Mrs Theobald-Grainger - FLO

Mr Arnold-Deputy Headteacher and SEN

Mr Bonell-Headteacher and DSL

Important events

Due to CUSP being so new these will be announced as an when.

Other notices

Water bottles (2 if packed lunch)

Healthy snack

There are now different talks available to help you learn more about-

Mathematics

Reading

Spelling

ICT

